

**Department of Children and Families**  
**Office on Homelessness**  
**Unified Grant (Challenge, ESG, TANF)**  
**Heartland Coalition for the Homeless**

**Financial and Service Delivery Dashboard**

**Contents:**

- [Monthly Financial Trend](#)
- [Year To Date Fund Source Spending Overview](#)
- [Year and Month To Date Activity Overview](#)
- [Year and Month To Date Rapid-Rehousing/Prevention Trends](#)
- [Year and Month To Date Street Outreach/Case Management Trends](#)
- [Year and Month To Date Emergency Shelter Trends](#)
- [Year and Month To Date Employment/Income Trends](#)
- [Annual and Monthly Data Targets](#)



**Report Date: February 2019**

# Monthly Financial Trend

## Heartland Coalition for the Homeless

Invoices paid for services delivered through: **December 31, 2018**

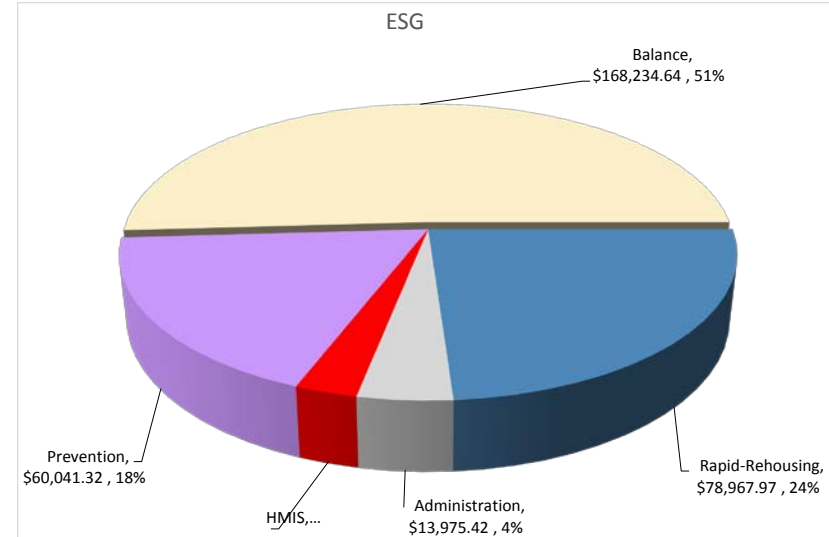
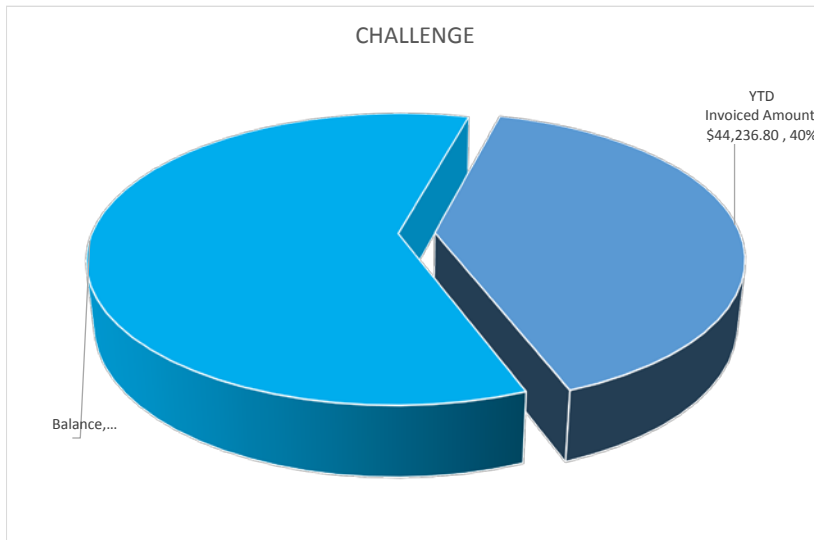
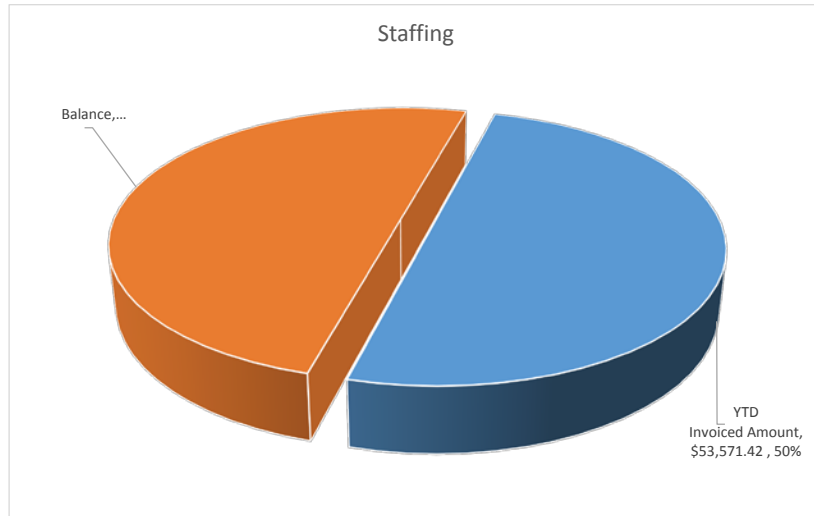
Invoices paid as of: **January 31, 2019**

Expenditures by Funding	Awarded	Invoiced Amount	YTD Invoiced Amount	Balance	% Expended	Forecast	End of Year Projection	Projected Surplus/Deficit
<b>Staffing</b>	\$ 107,142.85	\$ 8,928.57	\$ 53,571.42	\$ 53,571.43	50.00%	\$ 91,836.72	Surplus	\$ 15,306.13
<b>TANF</b>	\$ -	\$ -	\$ -	\$ -	#DIV/0!	\$ -	Break Even	\$ -
<b>CHALLENGE</b>	\$ 110,591.98	\$ 11,059.20	\$ 44,236.80	\$ 66,355.18	40.00%	\$ 75,834.51	Surplus	\$ 34,757.47
<b>ESG</b>	\$ 330,416.75	\$ 30,740.00	\$ 162,182.11	\$ 168,234.64	49.08%	\$ 278,026.47	Surplus	\$ 52,390.28
Rapid-Rehousing	\$ 234,894.00	\$ 21,543.43	\$ 78,967.97	\$ 155,926.03	33.62%	\$ 135,373.66	Surplus	\$ 99,520.34
Administration	\$ 16,520.00	\$ 2,015.09	\$ 13,975.42	\$ 2,544.58	84.60%	\$ 23,957.86	Deficit	\$ (7,437.86)
HMIS	\$ 14,304.75	\$ 1,532.00	\$ 9,197.40	\$ 5,107.35	64.30%	\$ 15,766.97	Deficit	\$ (1,462.22)
Prevention	\$ 64,698.00	\$ 5,649.48	\$ 60,041.32	\$ 4,656.68	92.80%	\$ 102,927.98	Deficit	\$ (38,229.98)
Street Outreach	\$ -	\$ -	\$ -	\$ -	#DIV/0!	\$ -	Break Even	\$ -
Essential Services	\$ -	\$ -	\$ -	\$ -	#DIV/0!	\$ -	Break Even	\$ -
Operations/Emergency Shelter	\$ -	\$ -	\$ -	\$ -	#DIV/0!	\$ -	Break Even	\$ -
<b>Grand Total</b>	\$ 548,151.58	\$ 50,727.77	\$ 259,990.33	\$ 288,161.25	47.43%	\$ 445,697.71	Surplus	\$ 102,453.87

# Year To Date Fund Source Spending Overview

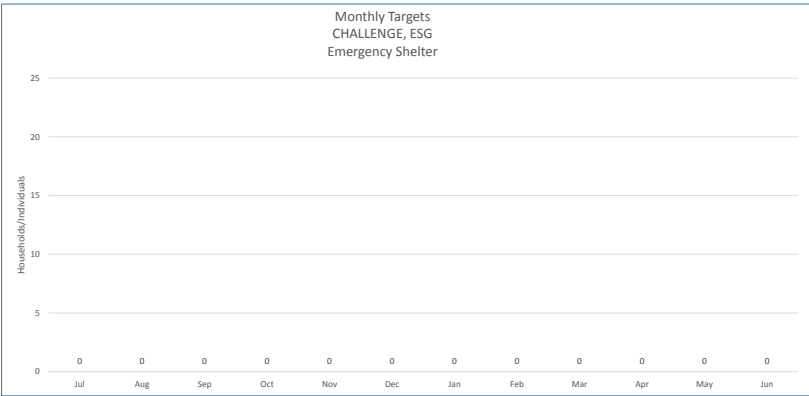
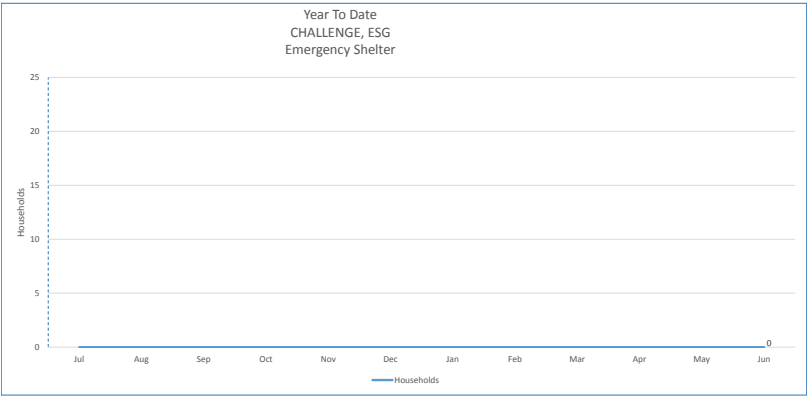
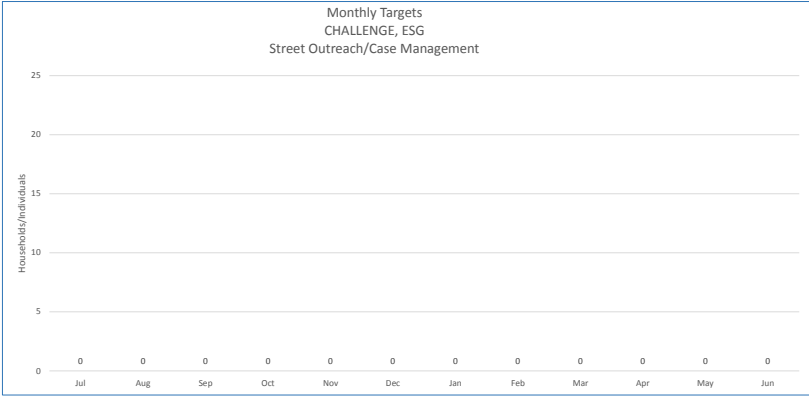
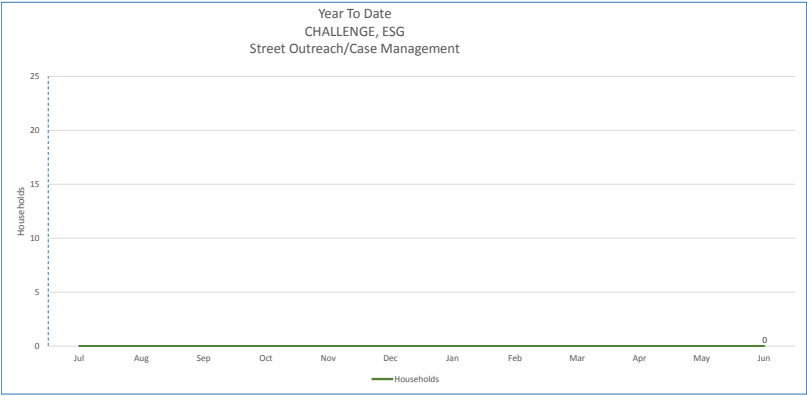
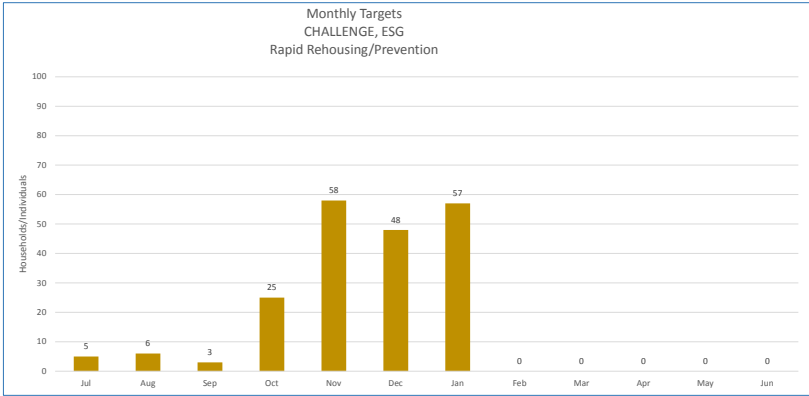
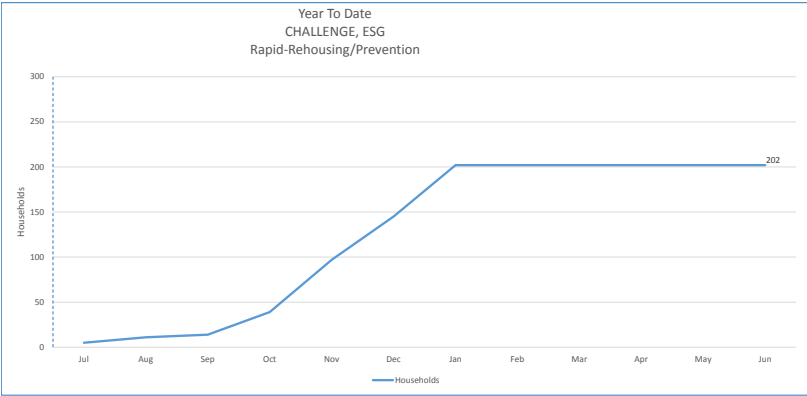
## Heartland Coalition for the Homeless

---



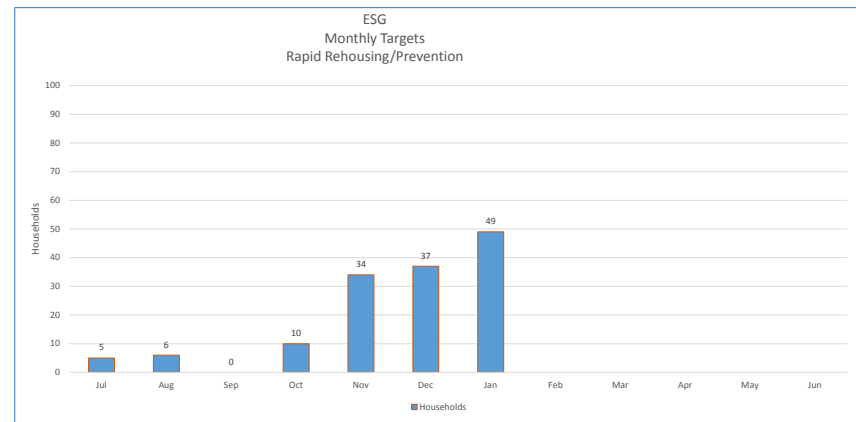
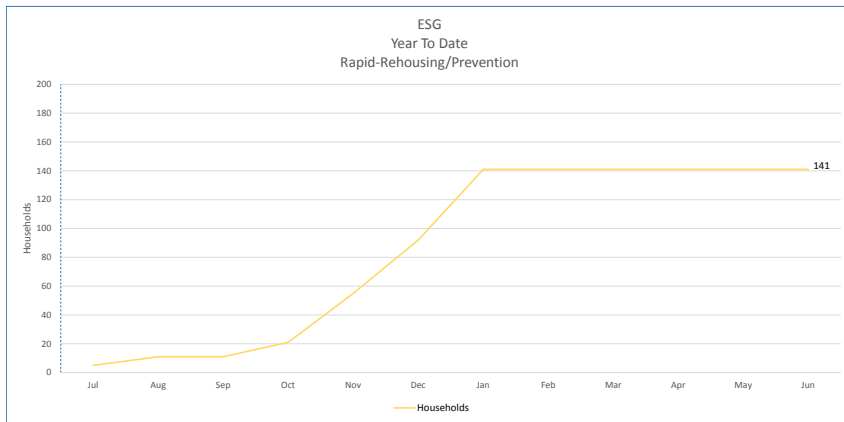
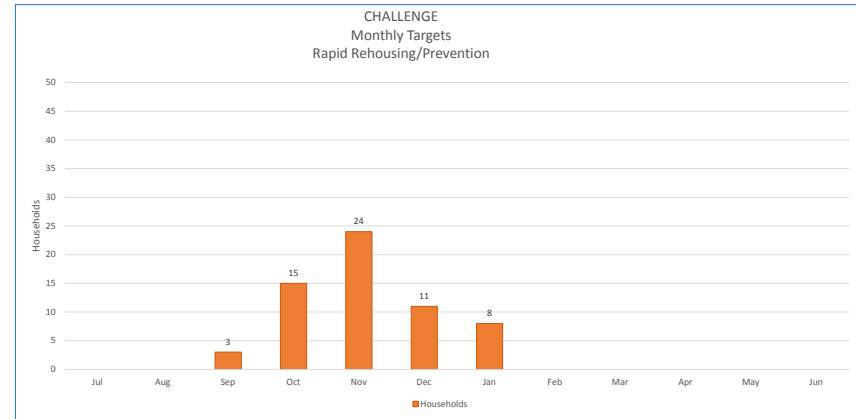
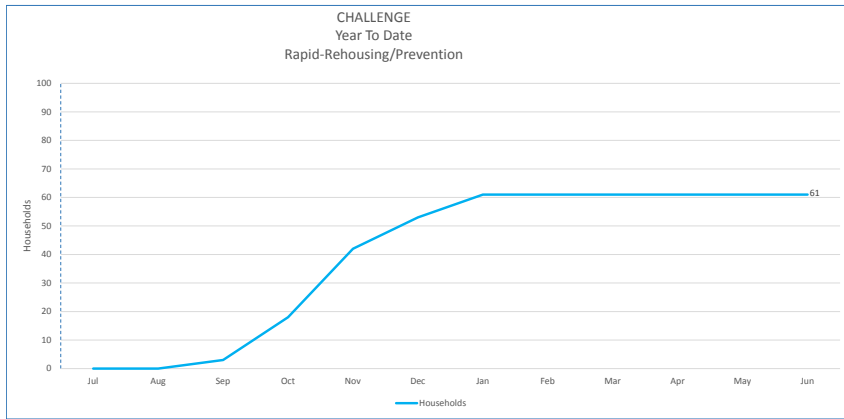
# Year and Month To Date Activity Overview

## Heartland Coalition for the Homeless



## Year and Month To Date Rapid-Rehousing/Prevention Trends

### Heartland Coalition for the Homeless



# Annual and Monthly Data Targets

Services through: 

JAN	2019
-----	------

## Heartland Coalition for the Homeless

### Monthly Targets

	Households	Individuals	Jul	Aug	Sep	Oct	Nov	Dec	Jan	Feb	Mar	Apr	May	Jun	Total
	Served	Served													
<b>Rapid Rehousing/Prevention</b>	<b>202</b>	<b>0</b>	<b>5</b>	<b>6</b>	<b>3</b>	<b>25</b>	<b>58</b>	<b>48</b>	<b>57</b>	<b>0</b>	<b>0</b>	<b>0</b>	<b>0</b>	<b>0</b>	<b>202</b>
TANF															
Household(s)	0														
Individual(s)		0													
CHAL															
Household(s)	61														
Individual(s)		0													
ESG															
Household(s)	141														
Individual(s)		0													
<b>Street Outreach/Case Management</b>	<b>0</b>	<b>0</b>	<b>0</b>	<b>0</b>	<b>0</b>	<b>0</b>	<b>0</b>	<b>0</b>	<b>0</b>	<b>0</b>	<b>0</b>	<b>0</b>	<b>0</b>	<b>0</b>	<b>0</b>
TANF															
Household(s)	0														
Individual(s)		0													
CHAL															
Household(s)	0														
Individual(s)		0													
ESG															
Household(s)	0														
Individual(s)		0													
<b>Emergency Shelter</b>	<b>0</b>	<b>0</b>	<b>0</b>	<b>0</b>	<b>0</b>	<b>0</b>	<b>0</b>	<b>0</b>	<b>0</b>	<b>0</b>	<b>0</b>	<b>0</b>	<b>0</b>	<b>0</b>	<b>0</b>
CHAL															
Household(s)	0														
Individual(s)		0													
ESG															
Household(s)	0														
Individual(s)		0													
<b>Employment/Income</b>	<b>0</b>	<b>0</b>	<b>0</b>	<b>0</b>	<b>0</b>	<b>0</b>	<b>0</b>	<b>0</b>	<b>0</b>	<b>0</b>	<b>0</b>	<b>0</b>	<b>0</b>	<b>0</b>	<b>0</b>
CHAL															
Household(s)	0														
Individual(s)		0													
<b>Other</b>			<b>0</b>	<b>0</b>	<b>0</b>	<b>0</b>	<b>0</b>	<b>0</b>	<b>0</b>	<b>0</b>	<b>0</b>	<b>0</b>	<b>0</b>	<b>0</b>	<b>0</b>
CHAL		0													
1		0													
2		0													
3		0													
4		0													
5		0													
6		0													